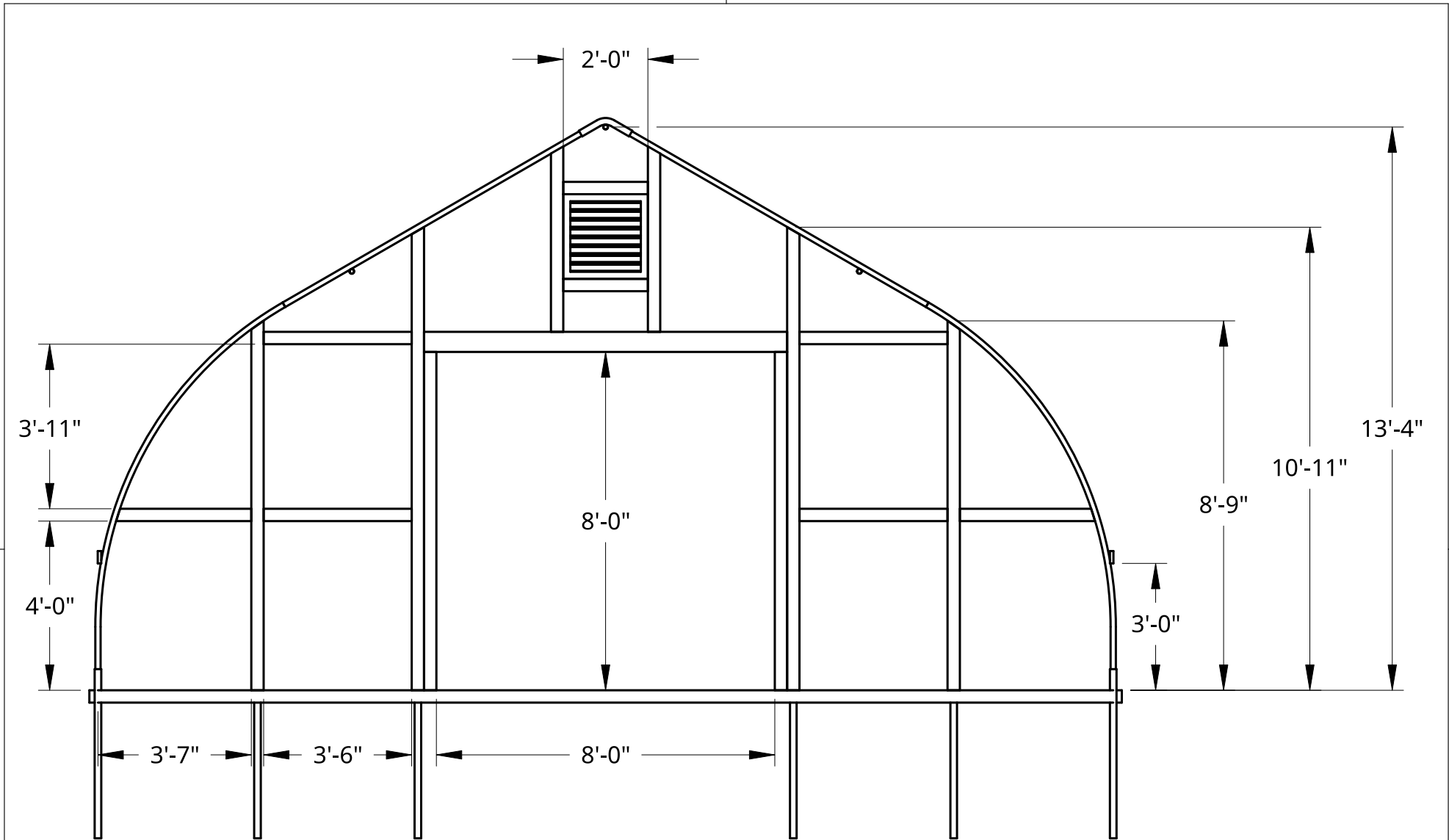


1	1.875" OD Peak
2	1.625" OD Truss
3	1.625" OD Arc
4	1.625" OD Post
5	Wood Framing
6	2"x12" Dual Sliding Door Header
7	2'x2' Hot Air Vent
8	8'x8' Bay Door
9	1"x4" Roll-Up Board

Wind Load - 65 MPH
 Snow Load - 30 PSF

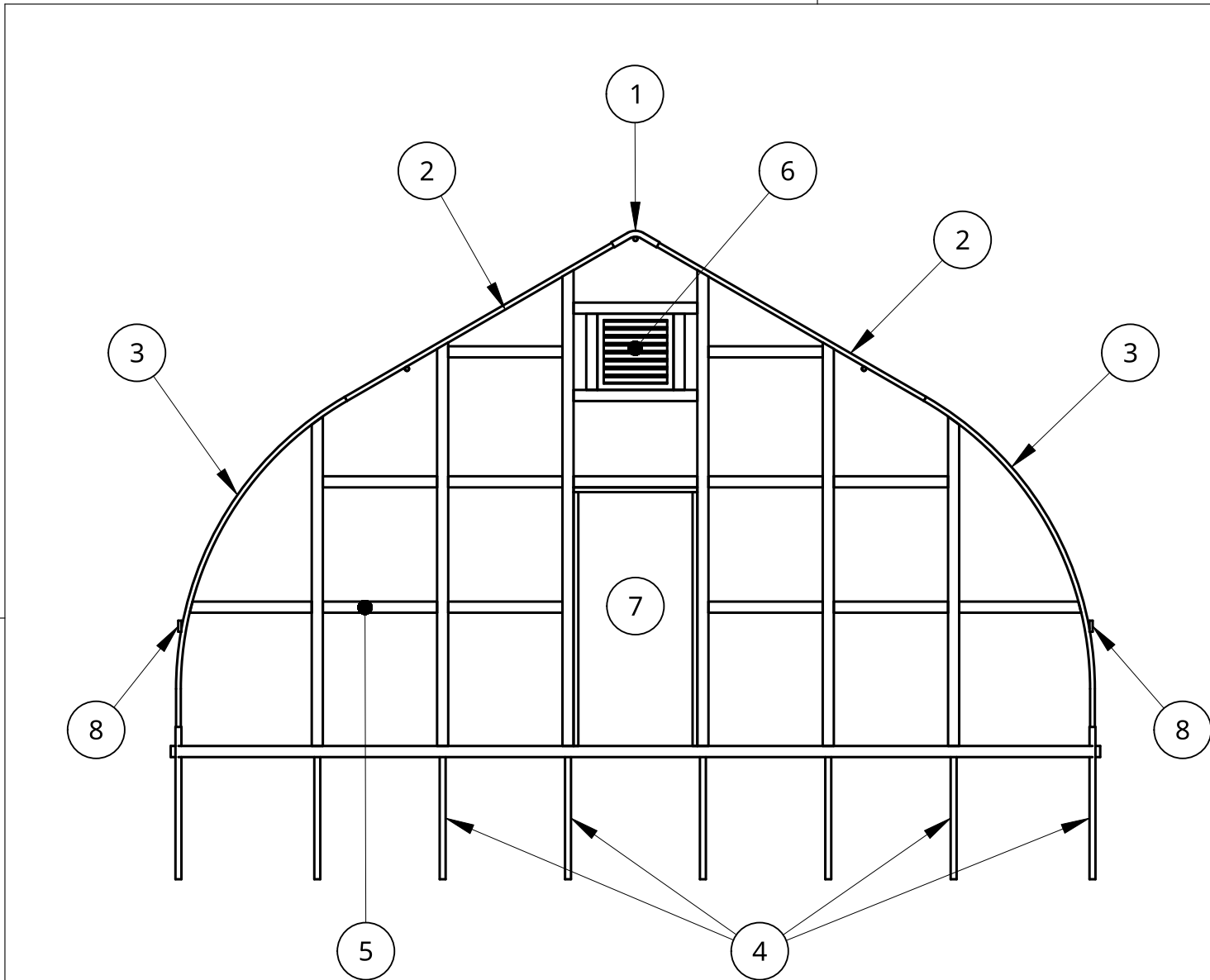
UNLESS OTHERWISE SPECIFIED, DIMENSIONS ARE IN INCHES .X = ±0.1	DRAWN	Rica Abing	08/02/2024
	CHECKED	Kevin Roberts	
	APPROVED		
	THIRD ANGLE PROJECTION		
MATERIAL		FINISH	

Roberts Ranch Hoophouses			
TITLE 24' Wide Gothic Hightunnel Front View			
SIZE A	DWG NO. G24-1	REV. C	
SCALE 1:50	WEIGHT	SHEET 1 of 7	



Wind Load - 65 MPH
 Snow Load - 30 PSF

UNLESS OTHERWISE SPECIFIED, DIMENSIONS ARE IN INCHES		NAME	DATE	Roberts Ranch Hoophouses		
.X = ±0.1	DRAWN	Rica Abing	08/02/2024	TITLE 24' Wide Gothic Hightunnel Dimensioned Front View		
	CHECKED	Kevin Roberts				
	APPROVED					
BREAK ALL SHARP EDGES AND REMOVE BURRS		A		SIZE	DWG. NO.	
THIRD ANGLE PROJECTION		MATERIAL	FINISH	A	G24-2	
					REV.	C
					SCALE	1:40

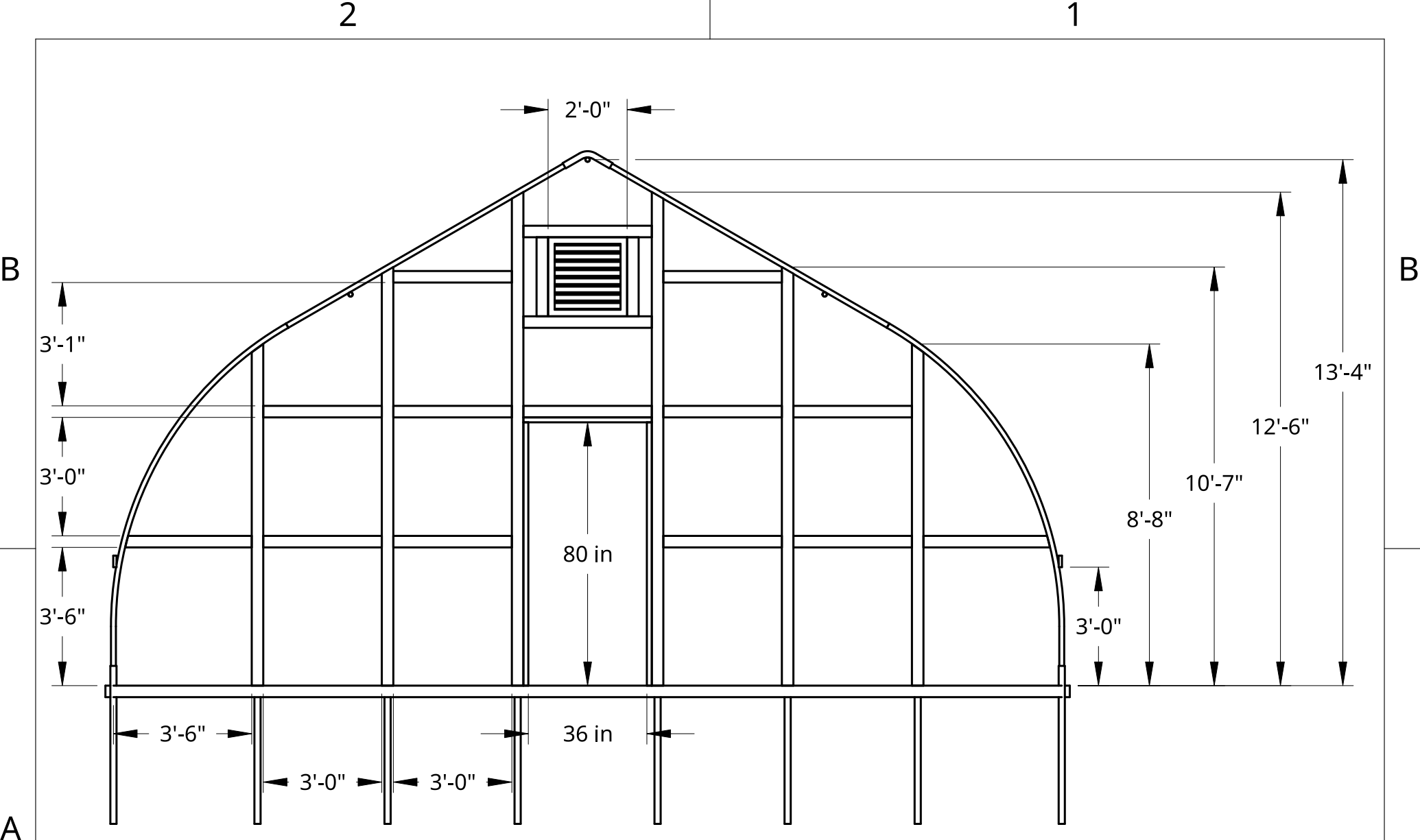


1	1.875" OD Peak
2	1.6285" OD Truss
3	1.6285" OD Arc
4	1.6285" OD Post
5	Wood Framing
6	2'x2' Hot Air Vent
7	36" x 80" Man Door
8	1"x4" Roll-Up Board

Wind Load - 65 MPH
 Snow Load - 30 PSF

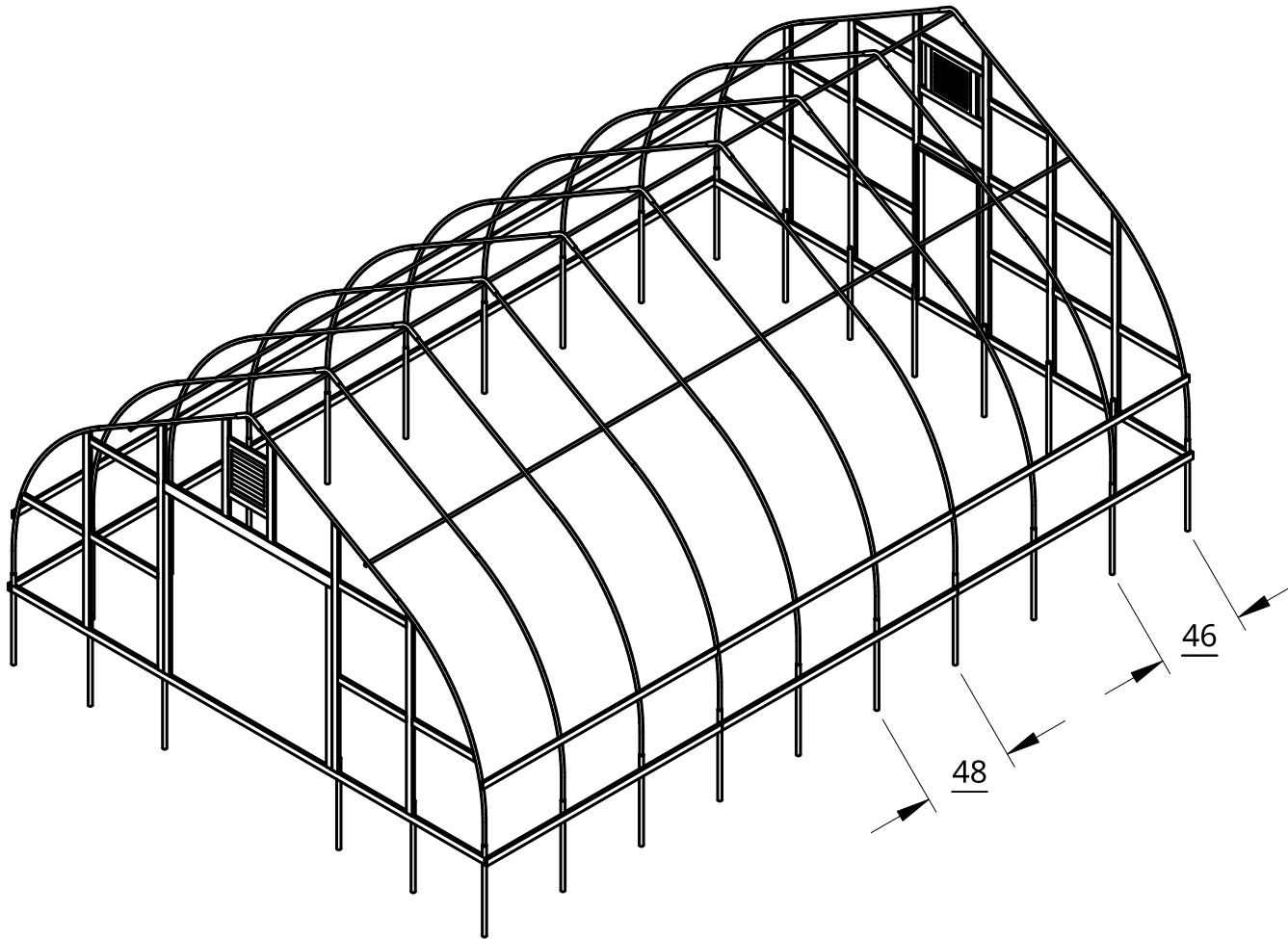
UNLESS OTHERWISE SPECIFIED, DIMENSIONS ARE IN INCHES		NAME	DATE
.X = ±0.1	DRAWN	Rica Abing	08/02/2024
	CHECKED	Kevin Roberts	
	APPROVED		
BREAK ALL SHARP EDGES AND REMOVE BURRS			
THIRD ANGLE PROJECTION		MATERIAL	FINISH

Roberts Ranch Hoophouses			
TITLE 24' Wide Gothic Hightunnel Back View			
SIZE A	DWG NO. G24-3	REV. C	
SCALE 1:50	WEIGHT	SHEET 3 of 7	



Wind Load - 65 MPH
 Snow Load - 30 PSF

UNLESS OTHERWISE SPECIFIED, DIMENSIONS ARE IN INCHES		NAME	DATE	Roberts Ranch Hoophouses	
.X = ±0.1	DRAWN	Rica Abing	08/02/2024		
	CHECKED	Kevin Roberts			
	APPROVED				
BREAK ALL SHARP EDGES AND REMOVE BURRS		A		SIZE	REV. C
THIRD ANGLE PROJECTION		MATERIAL	FINISH	A	DWG. NO. G24-4
				SCALE	SHEET
				1:40	4 of 7



Wind Load - 65 MPH
 Snow Load - 30 PSF

UNLESS OTHERWISE SPECIFIED, DIMENSIONS ARE IN INCHES		NAME	DATE	Roberts Ranch Hoopouses		
.X = ±0.1	DRAWN	Rica Abing	08/02/2024			TITLE 24' Wide Gothic Hightunnel Isometric View
	CHECKED	Kevin Roberts				
	APPROVED					
BREAK ALL SHARP EDGES AND REMOVE BURRS				SIZE	DWG NO.	REV.
THIRD ANGLE PROJECTION		MATERIAL	FINISH	A	G24-5	C
				SCALE	WEIGHT	SHEET
				1:120		5 of 7

2

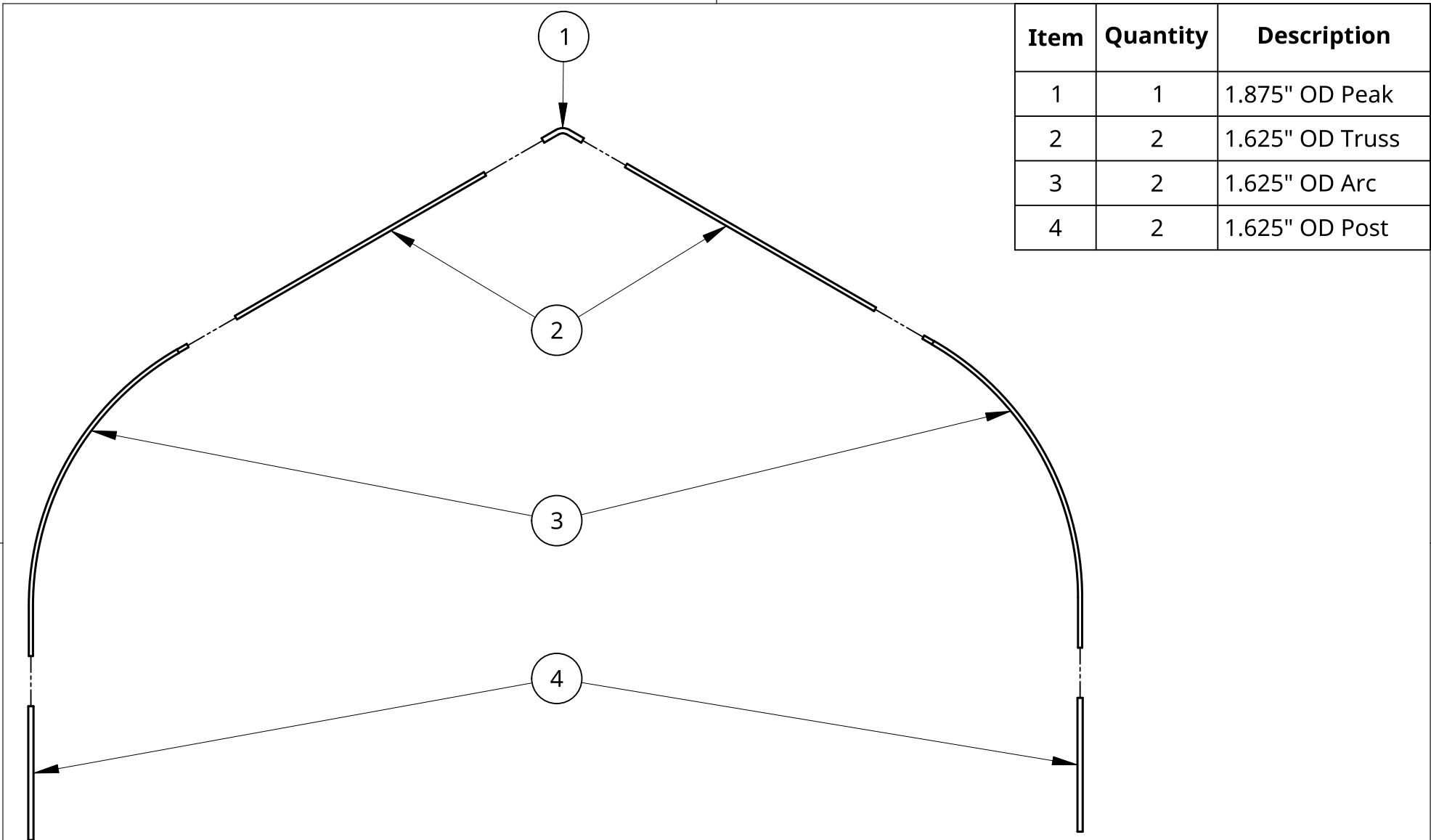
1

B

B

A

A



Item	Quantity	Description
1	1	1.875" OD Peak
2	2	1.625" OD Truss
3	2	1.625" OD Arc
4	2	1.625" OD Post

Wind Load - 65 MPH
Snow Load - 30 PSF

UNLESS OTHERWISE SPECIFIED,
DIMENSIONS ARE IN INCHES

.XX = ±.0-
.XXX = ±.00-
.XXXX = ±.000-

ANGULAR = ± °
FRACTIONAL = ±

SURFACE FINISH

DO NOT SCALE DRAWING

BREAK ALL SHARP EDGES AND REMOVE BURRS

THIRD ANGLE PROJECTION

	NAME	DATE
DRAWN	Rica Abing	08/02/2024
CHECKED	Kevin Roberts	
APPROVED		
MATERIAL	Galvanized Steel	
FINISH		

Roberts Ranch Hoophouses		
TITLE 24' Wide Gothic Hightunnel Arch Exploded View		
SIZE A	DWG NO. G24-6	C
SCALE 1:50	WEIGHT	6 of 6